

Facility Engagement – A Guide to your Financial Statements

Summary

- The **Balance Sheet** is like a snapshot; it provides a summary of your MSA's financial position at a given point in time.
- The Balance Sheet will tell you how much funding remains available to spend, and how much your MSA owes to others.
- You should review the Balance Sheet each month in conjunction with the Profit & Loss report.
- **The Profit and Loss** shows the funds released to cover expenses for the month, and the expenses by category.

Highlights






Deferred DoBC Funding: Total balance available to spend.

Gated DoBC Funding: funding that your MSA is eligible for but hasn't been released yet.

Facility Engagement – A Guide to your financials


The Balance Sheet

MSA		
Balance Sheet		
As of April 30, 2024		
	Sample	
Assets		
Current Assets		
Cash and Cash Equivalent		
10101 Cash	208,789.07	Please ignore - this is a clearing account
10102 Plooto Instant	50,154.00	Please ignore - this is a clearing account
10104 Plooto Clearing	3,635.11	Please ignore - this is a clearing account
Total Cash and Cash	\$ 262,578.18	
10125 Cheque Clearing	-946.78	Paid claims from FEMS in clearing.
10130 Due from DoBC	0.00	
Total Current Assets	\$ 261,631.40	
Total Assets	\$ 261,631.40	
Liabilities and Equity		
Liabilities		
Current Liabilities		
Accounts Payable (A/P)		
Accounts Payable (A/P)	0.00	Unpaid invoices submitted to FEMS for payment

Total Accounts Payable	\$ 0.00		
Credit Card			
20140 Credit Card	289.45		Unpaid credit card charges
Total Credit Card	\$ 289.45		
20139 Payables and	8,428.14		Unpaid claims from FEMS (VoPay)
20145 Accruals	0.00		
20302 GST/HST Payable	0.00		
20500 Deferred DoBC	102,913.81		Total balance available to spend
20510 Gated DoBC Funding	150,000.00		Funding that your MSA is eligible for but has not received yet
Total Current Liabilities	261,631.40		
Total Liabilities	261,631.40		
Equity			
Retained Earnings	0.00		Should always be 0.*
Profit for the year	0.00		Should always be 0.*
Total Equity	\$ 0.00		
Total Liabilities and Equity	261,631.40		

Facility Engagement – A Guide to your financials

Profit and Loss

MSA			
Profit and Loss			
April 2024			
	Sample Site		
INCOME			
30500 Ministry funding	943.12		Funds released to cover expenses
Total Income	\$ 943.12		
GROSS PROFIT	\$ 943.12		
EXPENSES			
41103 Office expenses	57.27		Expenses incurred by the site during the month
41203 Admin Fee	500.00		
41205 Consultants	7.97		
41401 Miscellaneous	248.57		
41404 Meals	248.57		
Total Expenses	\$ 943.12		
PROFIT	0 *		Should always be 0.*