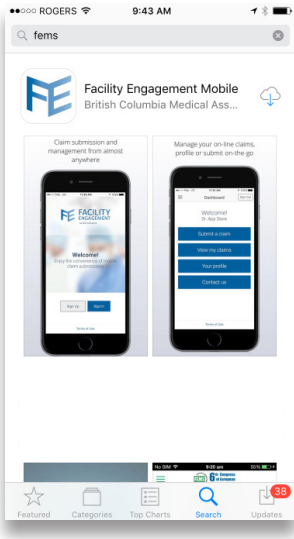
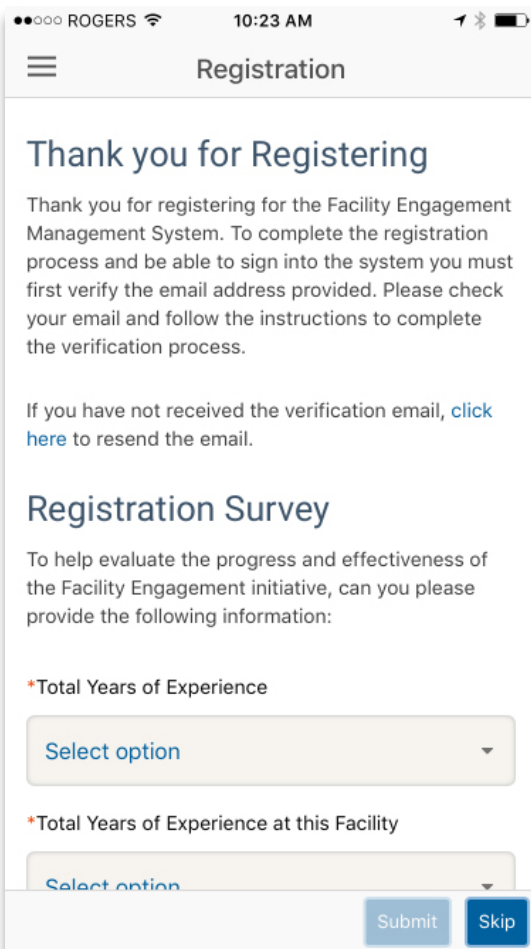
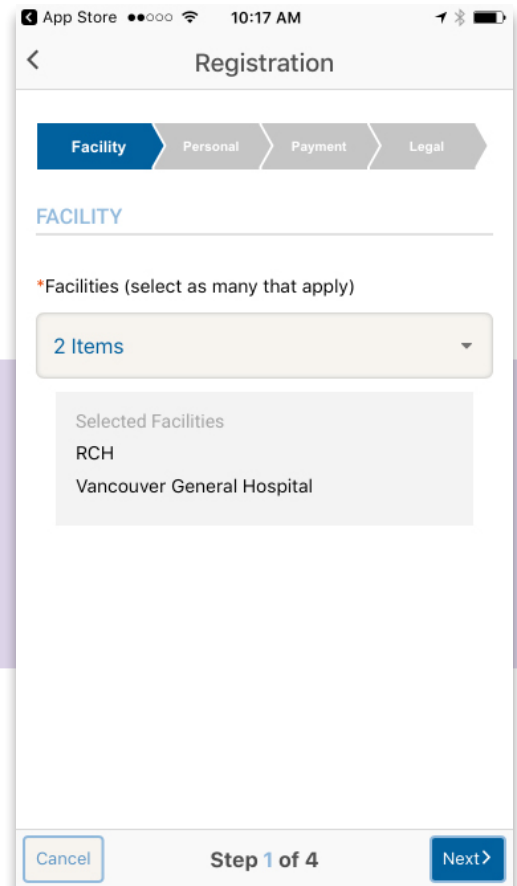


HOW TO DOWNLOAD AND REGISTER FOR THE FEMS MOBILE APP



1. Open the Google Play or Apple App Store on any mobile device and search “**Facility Engagement**”. Select, download, and open the FEMS mobile app to **Sign Up**.

2. Select the facility (or facilities) where you work, add your profile information, and create a password. The password must contain at least one uppercase letter, one lowercase letter, a number, a special character, and be at least eight characters long. Example: **UserDoc12#**



3. Select where you want your claim payments directed, either to your company or your personal bank account.
4. Click **Next** to complete the registration survey.
5. A confirmation email will be sent to you to verify your email address.
6. Click the link in your email within 7 days to activate your FEMS account.

Need Help?

604 638 4869 or 1 800 665 2262
femssupport@doctorsofbc.ca

M-F 9am to 4pm