



Reports in FEMS

Run Income Statement

The screenshot displays the Facility Engagement web application interface. At the top left is the logo for Facility Engagement, an SSC Initiative. To the right, there is a 'Support' link, a notification bell icon with '939' alerts, and a user welcome message 'Welcome Miss Chessari'. Below the header is a navigation bar with tabs for Dashboard, Activities, Claims, Finance, Reporting, and Surveys. The 'Reporting' tab is selected, and a dropdown menu is open, listing various reports. The 'Income Statement' option is highlighted with a red rectangle. A red callout bubble points to the 'Reporting' tab. The main content area shows the 'Income Statement' page with a breadcrumb trail 'Dashboard > Reporting > Income Statement'. Below the title, there is a pagination control showing '0 pages' and a 'Whole Page' button. On the right side, there is a 'PREVIEW PARAMETERS' section with fields for Start Date (4/1/2021), End Date (12/16/2021), Phys Soc/MSA (Medical Staff Association (Te...)), MSAs (none), and Report Type (Individual). There are 'RESET' and 'SUBMIT' buttons at the bottom of this section.

**FACILITY
ENGAGEMENT**
An SSC Initiative

Support 939 Welcome Miss Chessari ▾

Dashboard Activities Claims Finance ▾ **Reporting ▾** Surveys

Dashboard > Reporting > Income Statement

Income Statement

◀ ◀ 0 pages ▶ ▶ Whole Page

- Activity Summary
- Bank Reconciliation Report
- Claim Summary
- Evaluation Feedback
- Global Membership
- Income Statement**
- Manual Payments Requisition Report
- Membership List
- MoU Category Summary
- Physician Claim Status

PREVIEW PARAMETERS

Start Date

End Date

Phys Soc/MSA

MSAs

Report Type

Run Year-End Income Statement

Support 607
Welcome Miss Chessari ▾

Dashboard
Activities
Claims
Finance ▾
Reporting ▾
Surveys

Dashboard > Reporting > Income Statement

Income Statement

1 of 1

Whole Page

End Date: March 31, 2019

Start Date: April 1, 2018

PREVIEW PARAMETERS

Start Date: 4/1/2018
End Date: 3/31/2019
Phys Soc/MSA: Medical Staff Association (Te...
MSAs: (none)
Report Type: Individual

Select your MSA

Click **SUBMIT**

Income Statement

Reporting Period Mar-31, 2018 to Mar-31, 2019

As At: Jun-17, 2019

	Actuals 2018-2019 \$	Cumulative Allocation \$	Cumulative Remaining \$
INCOME			
30500 Administration (500)	31,890.54	94,890.54	63,000.00
30500 Medical Staff (1100)		2,500.00	2,500.00
30500 Health Authority (1200)	7,475.73	36,000.00	28,524.27
30500 Working Environment (1400)	5,086.41	5,315.45	229.04
30500 Communication (1700)	22,168.78	90,521.99	68,353.21
Total Ministry Funding	66,621.46	229,227.98	162,606.52
Total Income	66,621.46	229,227.98	162,606.52
EXPENDITURES			
41202 Member time (physician and allied healthcare)	7,112.41		
41301 Travel	1,777.10		
41311 Conference fees	5,978.00		
41404 Meals	3,519.48		
41506 Meeting expenses	9,204.19		
Total Meetings and Conferences	27,591.18		

FEMS Income Statement

Income Statement

Reporting Period Apr-01, 2018 to Mar-31, 2019

As At: Jun-12, 2019

FEMS

Actuals
2018-2019

Prior Years
Actuals
Cumulative

Cumulative
Allocation

Cumulative
Remaining

\$

\$

\$

\$

Medical Staff Association (Unincorporated)

INCOME

30500	Administration (500)	9,142.52	25,000.00	15,857.48
30500	Medical Staff (1100)	119.23	12,000.00	11,880.77
30500	Working Environment (1400)	14,261.11	46,281.60	32,020.49
30500	Communication (1700)	9,184.00	28,559.37	19,375.37
30500	Quality and Cost Improvement (1800)	470.20	7,000.00	6,529.80
30500	Culture (2100)	15,176.60	60,748.84	45,572.24
Total Ministry Funding		48,353.66	179,589.81	131,236.15

Total Income

48,353.66

179,589.81

131,236.15

EXPENDITURES

41202	Member time (physician and allied healthcare)	21,515.31
41301	Travel	801.79
41404	Meals	3,102.76
Total Meetings and Conferences		25,419.86
41401	Miscellaneous	981.30
41633	Communications	199.98
Total Office and Communications		1,181.28
41000	Internal Operating Expenses	9,142.52
Total Other Expenses		9,142.52
41205	Consultants	12,610.00
Total Professional Fees		12,610.00
Total Expenditures		48,353.66

Net Income (Loss)

0.00

0.00

179,589.81

131,236.15

\$ 8,453.00 +
\$ 689.52 =

Internal Operating Expenses in FEMS \$ 9,142.52

ENKEL Financial Statement

Medical Staff Association (Unincorporated) Profit and Loss March 2019

\$ 8,453.00 +
 \$ 689.52 =

Internal Operating Expenses in FEMS \$ 9,142.52

	Total	
	Mar 2019	Apr 2018 - Mar 2019 (YTD)
INCOME		
30500 Ministry funding	11,502.87	48,353.66
Total Income	\$ 11,502.87	\$ 48,353.66
GROSS PROFIT	\$ 11,502.87	\$ 48,353.66
EXPENSES		
41000 PS Internal Operating Expenses	3,185.00	8,453.00
41202 Member time (physician and allied healthcare) (only contract income, not employment income)	4,736.33	21,515.31
41203 Admin Fee	125.00	689.52
41205 Consultants	2,610.00	12,610.00
41301 Travel	363.61	801.79
41401 Miscellaneous		981.30
41404 Meals	282.95	3,102.76
41633 Communications	199.98	199.98
Total Expenses	\$ 11,502.87	\$ 48,353.66
PROFIT	\$ 0.00	\$ 0.00

Authorized Allocation 2018/2019

134,075.31

Funds Spent to date

48,353.66

Funds remaining at March 31, 2019

85,721.65

NEW ENKEL Profit and Loss Statement

April 1, 2019 to March 31, 2020

Medical Staff Association

Profit and Loss

May 2019

	Total	
	May 2019	Apr 2019 - Mar 2020 (YTD)
INCOME		
30500 Ministry funding	18,462.50	32,117.79
Total Income	\$ 18,462.50	\$ 32,117.79
GROSS PROFIT	\$ 18,462.50	\$ 32,117.79
EXPENSES		
41000 PS Internal Operating Expenses	7,800.00	10,350.00
41103 Office expenses	0.00	0.00
41202 Member time (physician and allied healthcare) (only contract income, not employment income)	556.40	874.35
41203 Admin Fee	666.67	1,333.34
41205 Consultants	4,473.34	4,473.34
41301 Travel	1,895.36	5,894.36
41311 Conference fees	1,530.30	3,462.30
41401 Miscellaneous	0.00	1.90
41404 Meals	1,540.43	5,578.50
41506 Meeting expenses	0.00	149.70
41633 Communications	0.00	0.00
Total Expenses	\$ 18,462.50	\$ 32,117.79
PROFIT	\$ 0.00	\$ 0.00

Funds Remaining from Previous Year	\$ 295,778.64
Installment	\$ -
FEMS Balance	\$ 295,778.64

Funds Spent YTD per Quick Books	32,117.79
Funds remaining at May 31, 2019	263,660.85

Spending Apr - Mar 2020
 Bank Balance

Dashboard
Activities
Claims
Finance
Reporting
Surveys

Dashboard > Reporting > Activity Summary

Activity Summary

1 of 31
Whole Page

Activity Summary

Engagement Activity	Description	Current	Cor	(In
Active				
April 23 VPSA Working Dinner (VGH Lounge)	Obtain physician input on lounge at VGH.	\$140.		
Board of Directors Meeting	Meeting of Board of Directors for VPSA	\$3.		
Chair Meeting Support	Support provided by EWG member acting as chair of EWG meeting or subcommittee meeting.	\$79.		
Co-Chair Meeting Support	Support provided by EWG member acting as co-chair of EWG meeting or subcommittee meeting.	\$79.		
Collaboration & Physician Advocacy Committee	This team provides input on VCH-wide policies upon request by the HA, or acts as an advocate for the medical staff on those issues raised as important to the medical staff.	\$5.		
Collaboration & Physician Advocacy Committee: Governance	Board members attend to provide input on VCH-wide policies upon request by the	\$27,200.00	\$23,138.47	\$4,061.53

Activity Summary
Bank Reconciliation Report
Claim Summary
Evaluation Feedback
Global Membership
Income Statement
Manual Payments Requisition Report
Membership List
MoU Category Summary
Physician Claim Status

PREVIEW PARAMETERS
Phys Society / MSA Medical Staff Association (Te...
End Date 12/16/2021
EA Status All selected (5)
Include Sub-Activities Yes
RESET SUBMIT

Site Reporting and Review Process

Reporting until Nov-15, 2018

As at: Nov

Engagement Activity	Description	Strategic Priority	Health Authority Engagement	Cumulative Funds Committed	Cumulative Actuals	Balance Remaining
Active						
April 23 VPSA Working Dinner (VGH Lounge)	Obtain physician input on lounge at VGH.			\$6,500.00	\$2,561.86	\$3,938.14
Board of Directors Meeting	Meeting of Board of Directors for VPSA.			\$20,339.00	\$12,098.74	\$8,240.26
Chair Meeting Support	Support provided by EWG member acting as chair of EWG meeting or subcommittee meeting.			\$38,264.00	\$23,646.53	\$14,617.47
Co-Chair Meeting Support	Support provided by EWG member acting as co-chair of EWG meeting or subcommittee meeting.			\$25,509.00	\$5,195.58	\$20,313.42
Collaboration & Physician Advocacy Committee	This team provides input on VCH-wide policies upon request by the HA, or acts as an advocate for the medical staff on those issues raised as important to the medical staff.			\$40,000.00	\$34,068.11	\$5,931.89
Collaboration & Physician Advocacy Committee: Governance	Board members attend to provide input on VCH-wide policies upon request by the HA, or acts as an advocate for the medical staff on those issues raised as important to the medical staff.			\$7,000.00	\$2,444.16	\$4,555.84
Communications Committee	Meetings of EWG communications committee			\$13,051.00	\$7,546.40	\$5,504.60
Community Building & Wellness (Prev. Venue Organizing Committee)	Previously: Meetings of EWG venue organizing committee December 2017: Renamed Community Building Committee Create social events with focus on topics of interest to physician members with ultimate goal of building relationships.			\$41,865.00	\$37,164.71	\$4,700.29

Dashboard

Activities

Claims

Finance ▾

Reporting ▾

Surveys

Dashboard > Reporting > Global Membership

Global Membership

Activity Summary

Bank Reconciliation Report

Claim Summary

Evaluation Feedback

Global Membership

Income Statement

Manual Payments Requisition Report

Membership List

MoU Category Summary

Physician Claim Status

Global Membership

Physician Society/MSA	Department	Physicians Number of members	Number of claims	Total Claims
ARHCC Physician Engagement Society		53	318	\$188,1
	Anesthesiology	2	1	\$3
	Cardiology	1	5	\$1.5
	Community and Rural	1	9	\$2.1
	Emergency Medicine	8	53	\$49.4
	Endocrinology and Metabolism	1	11	\$3.2
	General Practice	7	36	\$23.3
	Governance	3	41	\$21.4
	Hematology and Oncology	19	82	\$45.7
	Hospital Medicine	4	25	\$10,806.60
	Neurology	1	7	\$2,124.36

Start Date

11/15/2017

End Date

11/15/2018

Physician Society/MSA

Medical Staff Association (Te... X

MSAs

Report Type

Individual

Reset

Submit

Dashboard

Activities

Claims

Finance ▾

Reporting ▾

Activity Summary

Bank Reconciliation Report

Claim Summary

Evaluation Feedback

Global Membership

Income Statement

Manual Payments Requisition Report

Membership List




MoU Category Summary

Physician Claim Status

Dashboard > Reporting > Claim Summary

Claim Summary

1 of 1 ▾


   AUTO

Claim Summary
Medical Staff Association (Te...)

Physician	Specialty	Group Practice	Service	Claim Status	Time Start	Time End	Amount	Expense Type	Claim Status	Payment
Dr. [Name]	[Specialty]	[Group Practice]	[Service]	[Claim Status]	[Time Start]	[Time End]	[Amount]	[Expense Type]	[Claim Status]	[Payment]

PREVIEW PARAMETERS

Claim Approved Sta... 7/1/2018 

Claim Approved En... 8/16/2018 

Physician Society/... Medical Staff Association (Te... ▾

MSAs Select... ▾

Report Type Individual ▾

RESET

SUBMIT

Page 1 of 12 PDF

Claims Summary

Reporting F

Physicia n Society/ MSA	Engagement Claimant Activity	Claim BE#	Paymen t Req #	Reg/ Gov	Time Incurred		Specialist Physicians		General Practioners		Dentists		Allied Health Professionals		
					Hours	Amount	Hours	Amount	Hours	Amount	Hours	Amount			
Physician Engagement Society						412.50	\$64,688.70	403.50	\$58,555.13					183.50	\$12,49
Governance EA					G	195.75	\$30,575.52								
X6YQD5	Dr. Hsu Fred	BE-011302	BE-012073		5.00	\$741.55									
5J9LPX	Dr. Hsu Fred	BE-011303	BE-012075		4.50	\$667.40									
XVNPYX	Dr. Hsu Fred	BE-011304	BE-012077		4.00	\$593.24									
5LN4Q5	Dr. Hsu Fred	BE-011305	BE-012079		4.00	\$595.32									
5Y29VX	Dr. Hsu Fred	BE-011306	BE-012080		4.50	\$669.74									
XQN225	Dr. Hsu Fred	BE-011307	BE-012084		4.00	\$625.52									
XPE885	Dr. Hsu Fred	BE-011308	BE-012086		4.50	\$703.71									
5437WX	Dr. Hsu Fred	BE-011309	BE-012089		4.00	\$625.52									



Understanding FEMS Transactions

EVENT DATE	BUSINESS EVENT	BE NUMBER	REFERENCE NUMBER	CLAIM NUMBER	PHYSICIAN SOCIETY/MSA	ACCOUNT	DEPT	ACCOUNT NAME	DEBIT AMOUNT	CREDIT AMOUNT
BE-017063: Funds Transfer - Receipt from DoBC										
01/04/2018	Funds Transfer - Receipt from DoBC	BE-017063	9190 PMTRX		Children's and Women's Hospitals Medical and Allied Staff Engagement Society	10101	0000	Cash	\$125,000.00	
01/04/2018	Funds Transfer - Receipt from DoBC	BE-017063	9190 PMTRX		Children's and Women's	20500	0000	Deferred DoBC funding		\$125,000.00

CASH

DATE	BUSINESS EVENT	ACCOUNT	DEPT	ACCOUNT NAME	DEBIT	CREDIT
Claim Approved						
10/10/2018	Claim Approved	41202	2000	Member time (physician and allied healthcare)	\$946.74	
10/10/2018	Claim Approved	10125	0000	Cheque Clearing		\$946.74
10/10/2018	Claim Approved	20500		Deferred DoBC funding	\$946.74	
10/10/2018	Claim Approved	30500	2000	Ministry funding		\$946.74
Claim Paid						
10/16/2018	Claim Paid	10125	0000	Cheque Clearing	\$946.74	
10/16/2018	Claim Paid	10101	0000	Cash		\$946.74
Totals:					\$2,840.22	\$2,840.22

CHEQUE Clearing

CHEQUE Clearing

CASH

Contact FEMS Support



femssupport@doctorsofbc.ca



604-638-4869 or 1-800-665-2262



www.fems.facilityengagement.ca

Contact ENKEL Support



fesc@enkel.ca